

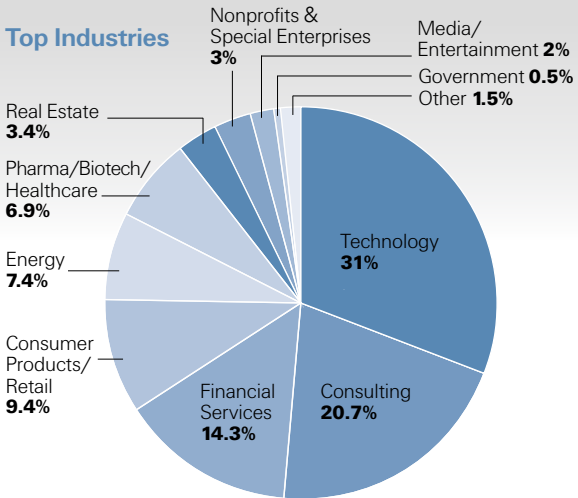


## Full-time Employment, Class of 2012

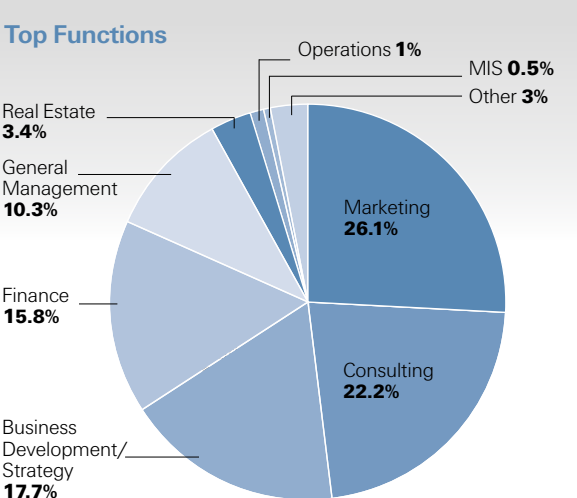
### Class of 2012

Number of Graduates	239
Women	33%
US Minorities	29%
International	36%
Median Work Experience	5 years

### Top Industries



### Top Functions



### Top Hiring Companies for 2012

- Amazon
- The Boston Consulting Group
- Clorox
- Deloitte Consulting
- Facebook
- Genentech
- Google
- LEK Consulting
- McKinsey & Company
- Microsoft
- PayPal
- Rocket Internet
- Samsung
- Zynga

### Salary By Industry

Industry	%	Mean Base Annual Salary	Median Base Annual Salary	Mean Signing Bonus	Mean Total Other Comp****
Consulting	20.7%	\$ 124,099	\$ 130,000	\$ 28,320	\$ 32,484
Consumer Products/Retail	9.4%	\$ 102,969	\$ 98,000	\$ 18,864	\$ 12,925
Energy	7.4%	\$ 112,167	\$ 108,000	\$ 15,813	\$ 21,956
Financial Services	14.3%	\$ 111,785	\$ 100,000	\$ 31,993	\$ 40,804
Government	0.5%	n/a	n/a	n/a	n/a
Media/Entertainment	2.0%	\$ 118,333	\$ 118,000	\$ 13,333	n/a
Nonprofits & Social Enterprises	3.0%	\$ 93,800	\$ 90,000	n/a	n/a
Pharma/Biotech/Healthcare	6.9%	\$ 114,625	\$ 113,750	\$ 15,025	\$ 20,870
Real Estate	3.4%	\$ 117,667	\$ 112,500	n/a	\$ 34,367
Technology	31.0%	\$ 119,108	\$ 120,000	\$ 22,098	\$ 21,797
Other	1.5%	\$ 122,667	\$ 110,000	n/a	n/a
<b>Grand Total</b>	<b>100%</b>	<b>\$ 116,045</b>	<b>\$ 115,000</b>	<b>\$ 25,467</b>	<b>\$ 28,041</b>

### Salary by Function

Function	%	Mean Base Annual Salary	Median Base Annual Salary	Mean Signing Bonus	Mean Total Other Comp****
Business Development/Strategy	17.7%	\$ 116,391	\$ 119,000	\$ 24,483	\$ 26,619
Consulting	22.2%	\$ 122,229	\$ 130,000	\$ 29,287	\$ 33,718
Finance	15.8%	\$ 112,764	\$ 110,000	\$ 33,394	\$ 38,101
General Management	10.3%	\$ 110,211	\$ 110,000	\$ 18,309	\$ 15,875
Marketing	26.1%	\$ 114,390	\$ 115,000	\$ 21,026	\$ 19,158
MIS	0.5%	n/a	n/a	n/a	n/a
Operations	1.0%	n/a	n/a	n/a	n/a
Real Estate	3.4%	\$ 117,667	\$ 112,500	n/a	\$ 34,367
Other	3.0%	\$ 120,375	\$ 120,000	\$ 13,125	\$ 17,300
<b>Grand Total</b>	<b>100%</b>	<b>\$ 116,045</b>	<b>\$ 115,000</b>	<b>\$ 25,467</b>	<b>\$ 28,041</b>

\*69.7% of those reporting salaries reported receiving a Signing Bonus.  
 \*\*51.7% of those reporting salaries reported receiving Total Other Guaranteed Compensation.  
 \*\*\*Mean Total Other Compensation includes only guaranteed bonuses but does not include variable compensation such as sliding bonus schedules, equity, stock options nor expense payments such as relocation expenses or tuition reimbursement.

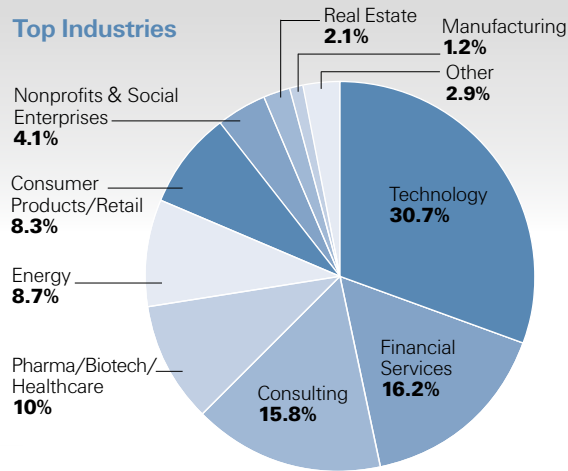


## Internships, Class of 2013

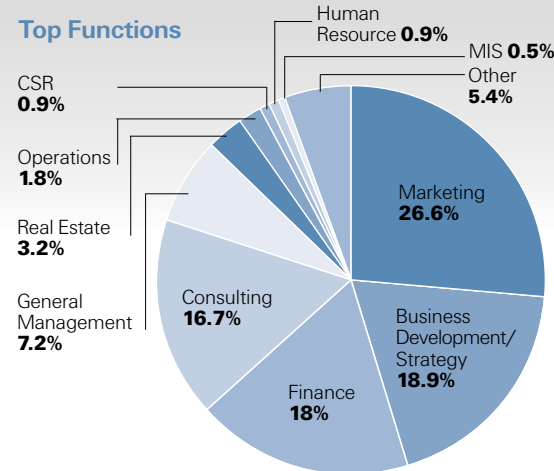
### Class of 2013

Number of Graduates	251
Women	30%
US Minorities	43%
International	36%
Median Work Experience	5 years

### Top Industries



### Top Functions



### Top Internship Employers for 2013

- Amazon
- Apple
- Autodesk, Inc.
- Bain & Company
- The Boston Consulting Group
- Citi
- Deloitte Consulting LLP
- Dow Chemical Company
- Johnson & Johnson
- JP Morgan Chase
- Google
- Kaiser Permanente
- McKinsey & Company
- Monitor Group
- Novartis
- Onyx Pharmaceuticals
- Opower
- PG&E Corporation
- Visa Inc.

### Salary By Industry

Industry	%	Mean Monthly Salary	Median Monthly Salary
Consulting	15.8%	\$ 9,391	\$ 10,000
Consumer Products/Retail	8.3%	\$ 5,077	\$ 5,285
Energy	8.7%	\$ 4,880	\$ 4,080
Financial Services	16.2%	\$ 7,137	\$ 7,600
Manufacturing	1.2%	\$ 6,350	\$ 7,300
Nonprofits & Social Enterprises	4.1%	\$ 2,944	\$ 3,000
Pharma/Biotech/Healthcare	10.0%	\$ 6,701	\$ 7,000
Real Estate	2.1%	\$ 5,800	\$ 5,850
Technology	30.7%	\$ 7,031	\$ 7,500
Other	2.9%	\$ 5,861	\$ 5,000
<b>Grand Total</b>	<b>100%</b>	<b>\$ 6,872</b>	<b>\$ 7,175</b>

### Salary by Function

Function	%	Mean Monthly Salary	Median Monthly Salary
Business Development/Strategy	18.9%	\$ 5,849	\$ 6,250
Consulting	16.7%	\$ 9,322	\$ 10,000
CSR	0.9%	n/a	n/a
Finance	18.0%	\$ 6,687	\$ 7,500
General Management	7.2%	\$ 6,725	\$ 7,175
Human Resources	0.9%	n/a	n/a
Marketing	26.6%	\$ 6,459	\$ 6,600
MIS	0.5%	n/a	n/a
Operations	1.8%	\$ 8,194	\$ 8,000
Real Estate	3.2%	\$ 6,150	\$ 6,000
Other	5.4%	\$ 5,970	\$ 5,500
<b>Grand Total</b>	<b>100%</b>	<b>\$ 6,872</b>	<b>\$ 7,175</b>

\*One month is defined as 4.33 weeks.