


Top Things to Know About Add/Drop


1

Add yourself to up to 3 waitlists per round.



2

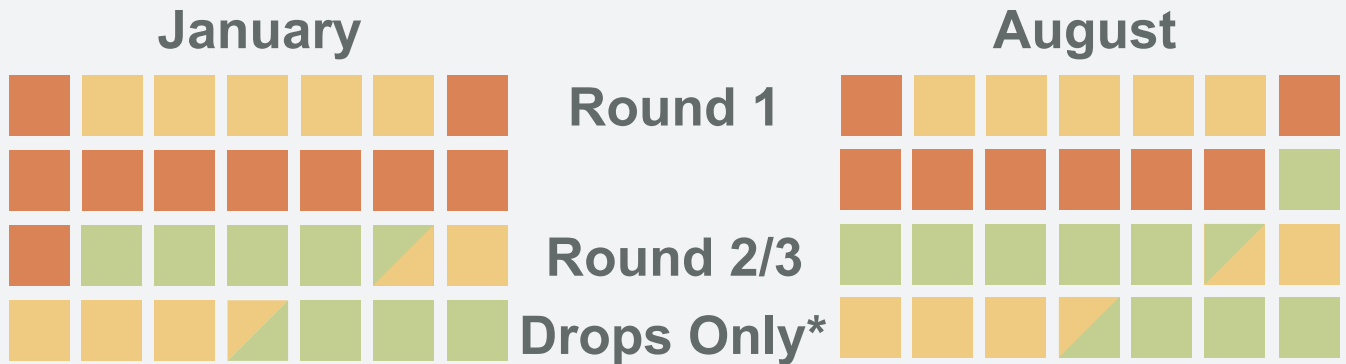
Students are prioritized by class year and randomized within the year.



***1st Years are only eligible for electives if they have waived out of a core class for that semester.**

3

Add or Drop during the scheduled rounds.



*Drops Only Round 4 is the final opportunity to drop a course and waitlists established in Rounds 1, 2, and 3 will also be processed.

If you are on a waitlist for a course you are no longer interested in, reminder to drop yourself from the waitlist or be at risk for getting automatically enrolled in the course.

4

Drops are immediate.



5


Attend* classes you are on the waitlists for.



*Refer to Add/Drop announcements for more information for Spring 2021.

6

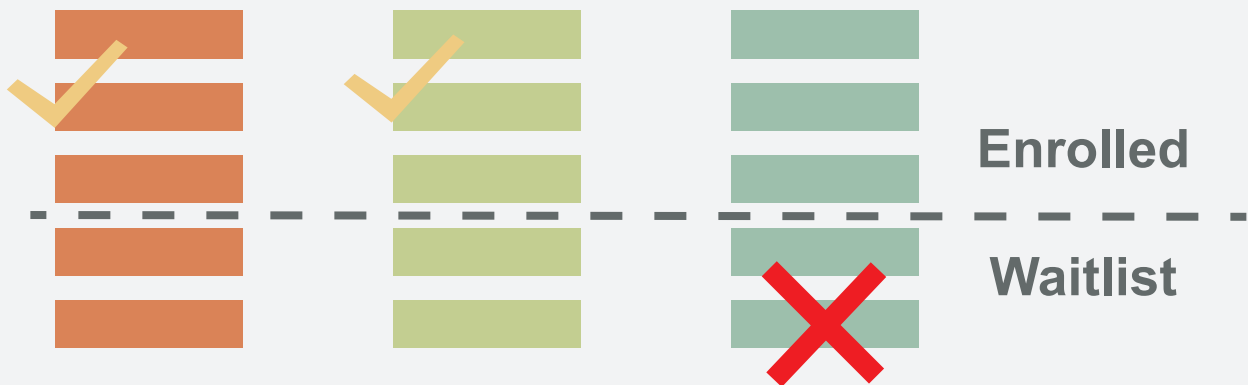
Students will not have access to bCourses until they are officially enrolled in CalCentral.



Please allow 1-2 business days after the round ends for enrollment to occur.

7

Confirm enrollment and waitlist position in OLR after each round.



Drop yourself from any classes you do not want or are still waitlisted on. You may be enrolled if enough drops occur.

After Add/Drop Ends

No other changes can be made to your schedule.

Questions about your schedule?

Contact your advisor.